

# Edendale 116 - TP Environmental Colours

Front view



# Edendale 116 - TP Environmental Colours

Rear view





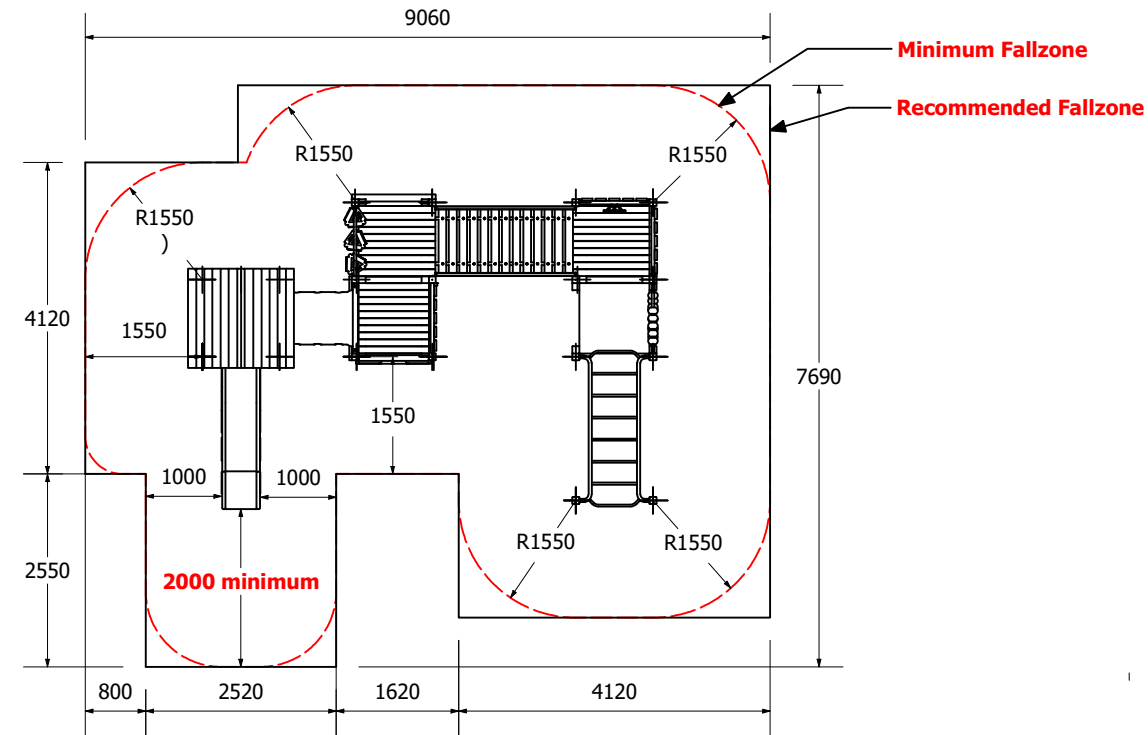
# Edendale 116 - TP Environmental Colours

Plan view

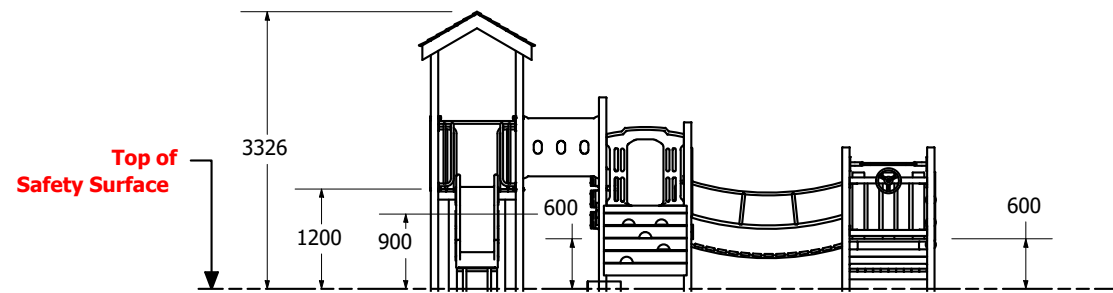


1:100 @ A3


### Fallzones



### Front Elevation



### Right Elevation



Technical Information	
Main Dimension	9060 x 7690
Total Area	59m <sup>2</sup>
Max FHO	1500
Heaviest Part	70kg
Compliant to	NZS 5828:2015 AS 4685:2017 EN 1176:2008

1:100 @ A3

REVISION HISTORY			
REV	DESCRIPTION	DATE	BY
0	Creation	19/04/2017	Sam